






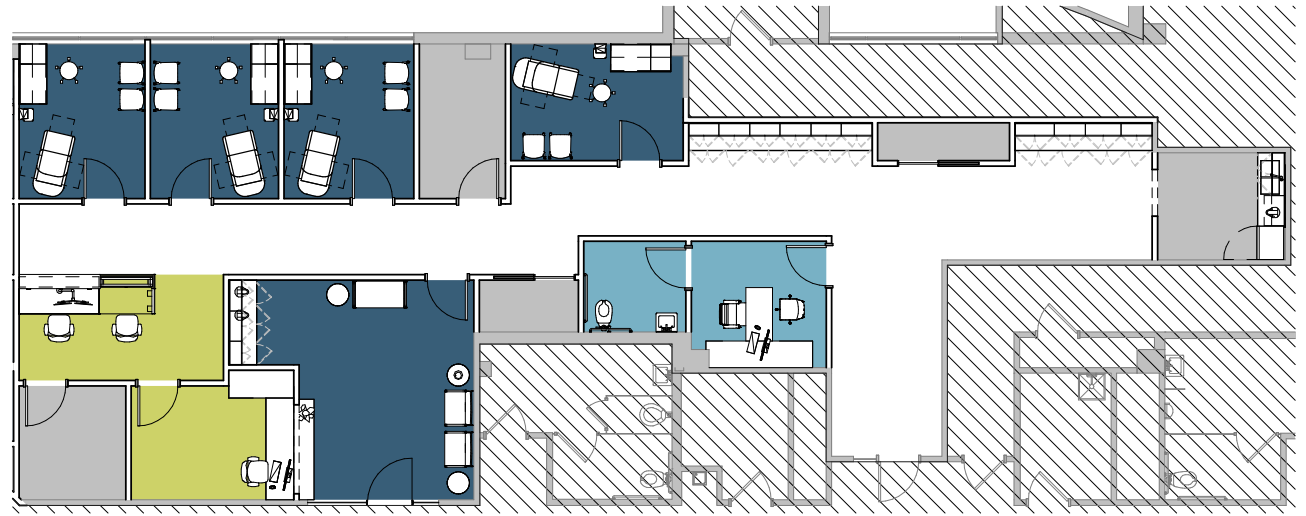
6855 SHORE TERRACE

Indianapolis, IN 46254

CONCEPTUAL FLOOR PLANS

Suite 230B	
Patient Space	5
Physician Space	2
Staff Space	2
Support	6

Drawing Legend	
	Not In Contract
	Existing Wall
	New Wall
	Existing Door
	New Door



SUITE 230B
APPROX. 2,559 RSF

PLAN NORTH



Click [HERE](#) for a 3D Rendering